



## GRADUATING SENIORS

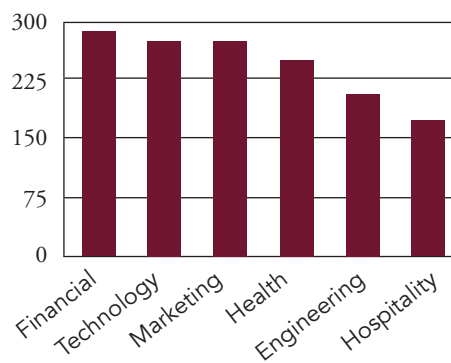
The Career Center, in conjunction with the Office of Institutional Research, has administered a survey to graduating seniors since 2003, asking students about their post-college plans and overall FSU experience. Beginning in fall 2012 in collaboration with Academic Affairs, the survey was added as a graduation requirement. Information about post-graduate plans was collected from **over 96% of graduating seniors** from summer 2021, fall 2021, and spring 2022. This includes a 93% response rate on an initial survey, a three-month follow-up survey, and additional knowledge collected via strategic LinkedIn searches and the National Student Clearinghouse.

### Employment

Data indicate that more than three-fourths of FSU graduates seeking employment have at least one job offer within three months following graduation and are offered employment in a wide variety of industries.

	Graduates Seeking Employment	Job Seekers with One or More Job Offers
Summer 2021	66%	83%
Fall 2021	66%	81%
Spring 2022	63%	84%
<b>TOTAL</b>	<b>64%</b>	<b>83%</b>

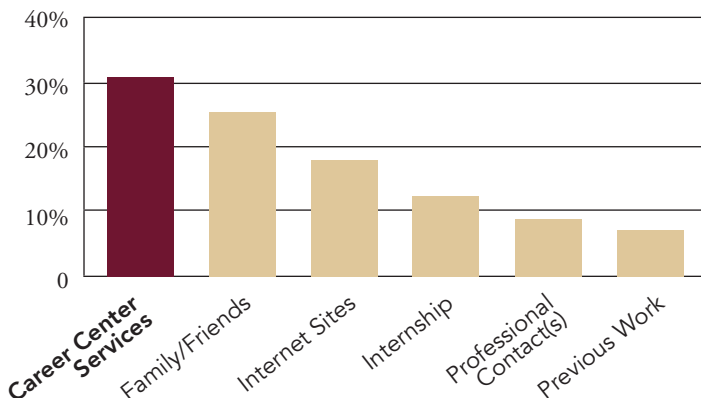
### Top Employment Industries



### Finding Employment

Graduates relied on a number of resources to find their jobs. Data indicate that nearly one-third of graduates used one or more resources from The Career Center in securing their position. For the **tenth year in a row**, graduates indicated that the number one way they found career opportunities was through Career Center programs and services.

### How Seniors Found Employment Opportunities




Career Center programs and services includes one or more of the following: Career Center-listed internships, career fairs, job listings, on-campus interviewing, ProfessioNole Mentors, and FSUshadow.

### 2021 - 2022 Academic Year



#### Mission

The Career Center provides comprehensive career services, trains career service practitioners, conducts life/career development research, and disseminates information about life/career services and issues to the University community, the nation, and the world.



### 2021-2022 Graduates Participated in:

#### Experiential Learning

71.0% completed a Formative Experience (e.g., internship, research, and leadership)

#### Giving Back

61.4% engaged in community service

#### Campus Involvement

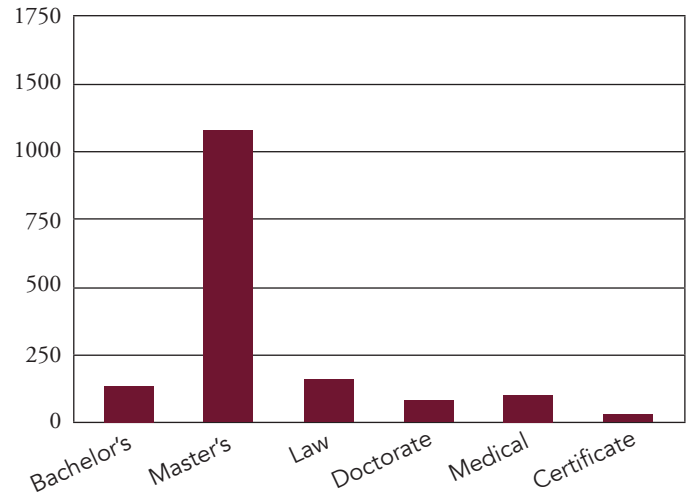
89.3% joined campus activities, including on-campus employment

## Education

An FSU degree prepares graduates for pursuing further education, and data indicate that more than three-fourths of graduates pursuing further education received one or more offers of admission.

	Graduates Pursuing Further Education	Graduates with One or More Admission Offers
Summer 2021	29%	84%
Fall 2021	30%	55%
Spring 2022	33%	88%
<b>TOTAL</b>	<b>32%</b>	<b>81%</b>

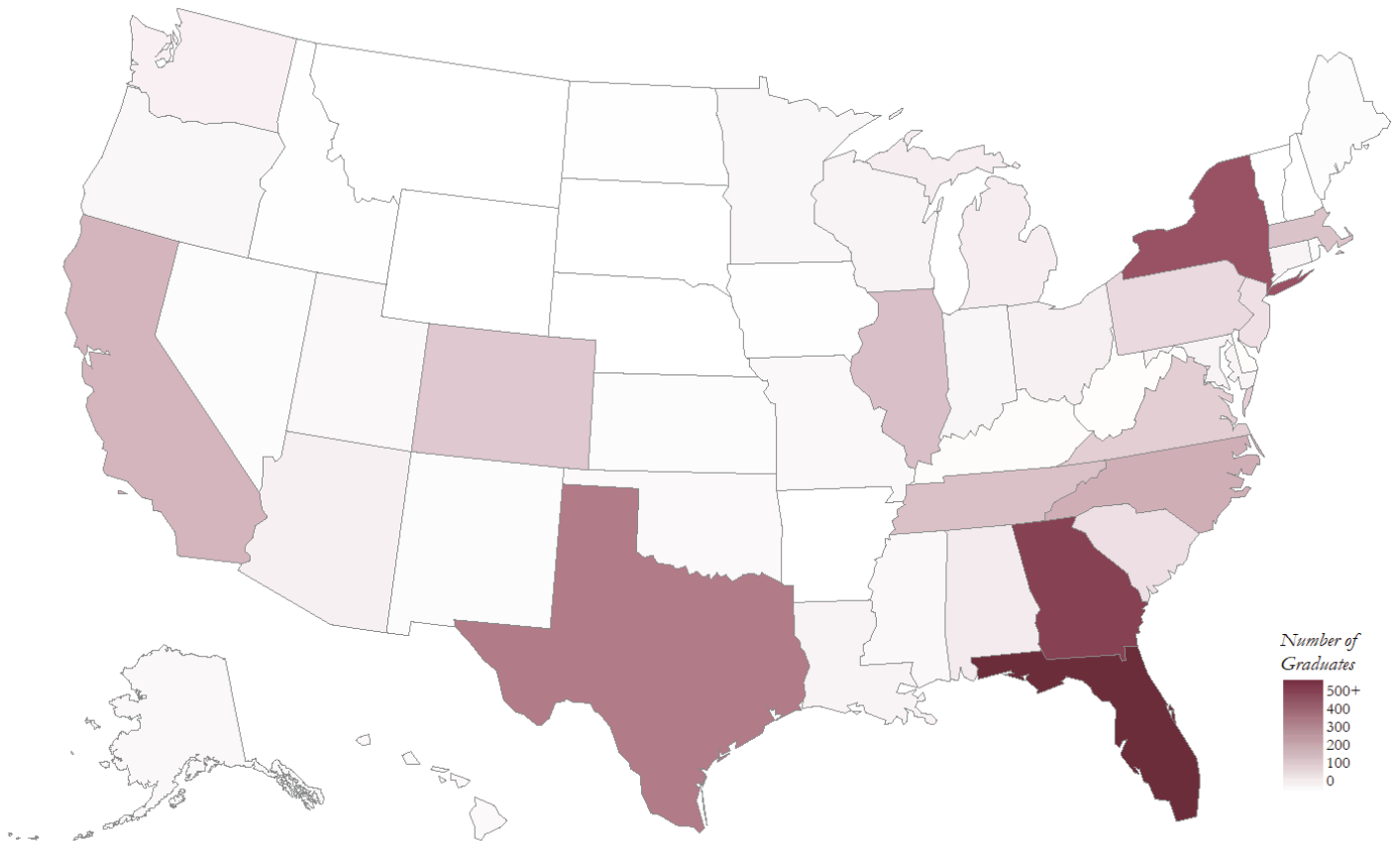
### Degrees Pursuing



## A Vast Alumni Network

Florida State graduates work and study all over the world, and the latest Noles are following suit. While over 6,300 of FSU's graduates are staying in Florida, members of the class will be living in 39 different countries and 47 states, as well as the District of Columbia.

### Graduate Employment and Education by State



For more information, visit [career.fsu.edu](https://career.fsu.edu)